

Smart Management Module (SMM)

GENERAC® LOAD MANAGEMENT 100 Amp Smart Management Module (SMM)

Model: G007006-0
UPC: 696471077520



FEATURES

Generac's Smart Power Management System is designed to optimize the performance of a standby generator or PWRcell™ energy storage system (ESS). The system can consist of up to eight individual Smart Management Modules (SMM). Unlike other load management systems that depend on another control device, the SMM is self-aware and operates autonomously.

Frequency is the true measure of system performance, and does not need to factor in increased ambient temperatures, elevation changes, or generator fuel type. The SMM monitors the frequency (Hz) of the power being produced by Generac's standby generators or PWRcell ESS. If frequency falls below a certain threshold of a correctly sized system, the SMM will automatically shed the managed loads to allow the system to recover.

The SMM can be set to a load priority between 1-8, or be set in a lock-out only mode for loads that do not need to run in an outage. This reduces the minimum size of system required for a more cost-effective solution*.

* It is recommended to size the generator or PWRcell ESS with appropriate excess capacity to allow starting of the largest managed loads (i.e. loads with highest starting currents). Each managed load of the SACM and SMM must be assigned a unique priority setting, so no two managed loads attempt to start simultaneously. See owner's manual for more information.

SMM SPECIFICATIONS

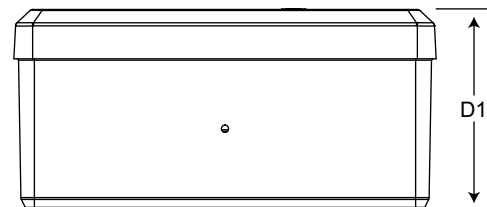
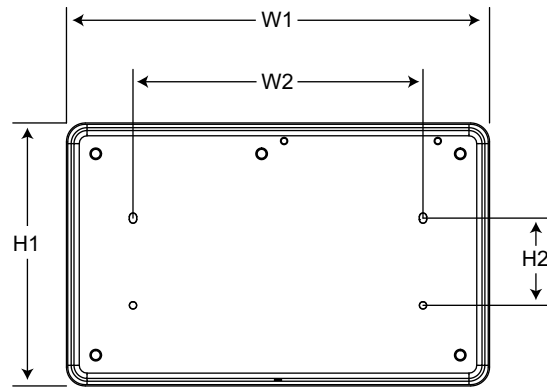
Power supply source	240 VAC (from Line input)
Contact voltages	220/240 VAC
Contact coil voltage	240 VAC
Coil VA inrush	300
Coil VA sealed	35
Poles	2
Resistive amps	100
F/L inductive amps	90
Locked rotor amps	540
NEMA	3R
Enclosure rating	UL 50
Frequency selectability	50 Hz / 60 Hz
Wire gauge range box lugs	1/0 to 8 AWG
Wire material	Cu
Coil pick up voltage80%
Coil drop out voltage20%
Maximum contact voltage	600VAC
Ambient temperature maximum	149 °F (65 °C)
Coil terminals	18 AWG

Smart Management Module (SMM)

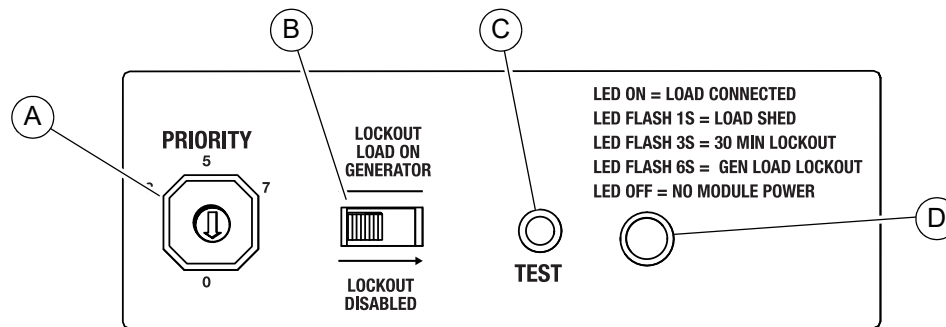
Dimensions and Controls

Dimensions

Model	G007006-0	
Height (in / mm)	H1	7.0 / 178.5
	H2	2.4 / 61
Width (in / mm)	W1	11.39 / 289.4
	W2	7.8 / 200
Depth (in / mm)	5.3 / 136.9	
Weight (lb / kg)	5.3 / 2.4	
Shipping weight (lb / kg)	5.8 / 3.62	



SMM Controls



- Priority Dial (A)** Sets module priority
- Lockout Switch (B)** Prevents load from operating when system is operating under backup power.
- Test Button (C)** Disables contactor output for a specified time.
- LED (D)** Provides module status with easy viewing through the external viewing window located in the upper right corner of the module.